



防水錘閥 Water Hammer Arrestor

Model: 601



- 價格實惠，品質超優，不鏽鋼材質
Reasonable Price, Excellent Quality, Stainless Steel Material.
- 體積輕巧，便於安裝
Light and easy for installation.
- 無耗材，免維護
No material consumption and no maintenance needed.
- 安裝方向無限制
Installation in any direction.

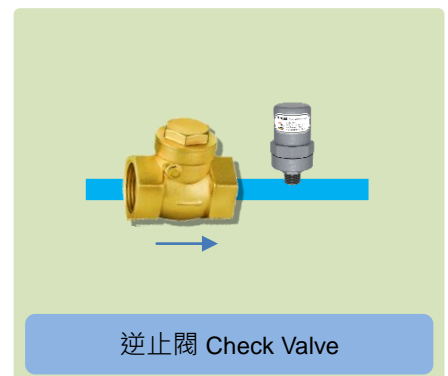
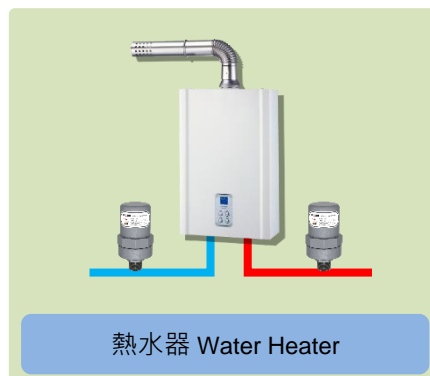
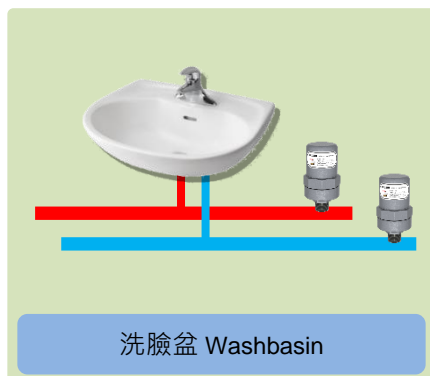
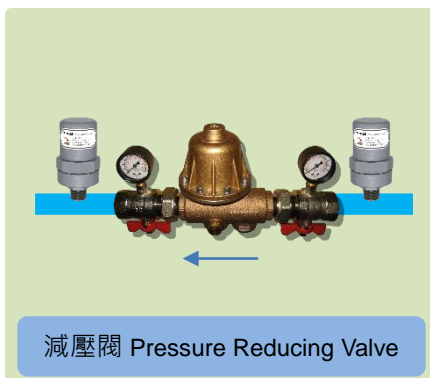
銅材質的防水錘閥易生銅綠，造成活塞卡死的狀況，影響防止水錘的效能
Copper water hammer arrestor will produce a patina which can cause piston seizure and impair performance.

介紹 Introduction

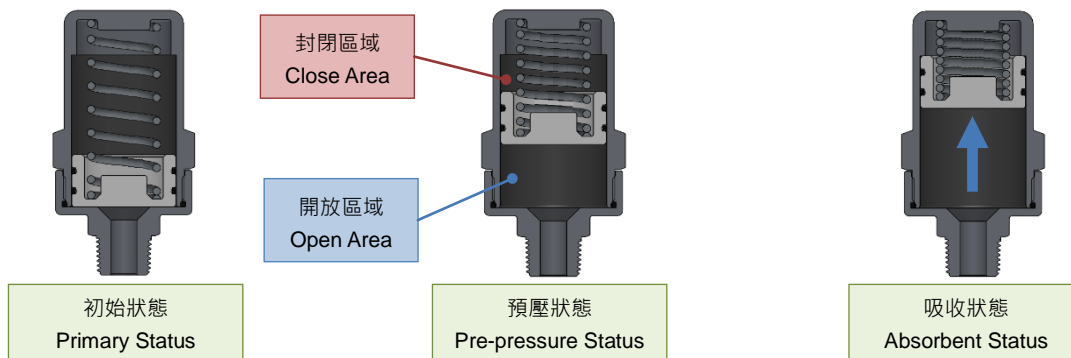
壓力管路中，由於液體流速突然提高或降低，造成管內液體壓力有顯著、反覆、迅速地變化，則是出現水錘現象，它通常因閥門、水龍頭或水泵的突然關閉和停止所引起。水錘現象造成管內的超壓及負壓反覆變化，形成破壞力巨大的脈衝，以致引起管道和設備的震動、噪音，甚至損壞。防水錘閥安裝在水龍頭及電磁閥進水端，逆止閥出水端，減壓閥的進、出端，避免水錘產生。

Due to the suddenly raising or reducing velocity of the liquid flow inside the piping, it will cause the obvious, repeated and quick change of liquid pressure, and then will occur the phenomenon of water hammer effect, which is usually caused by the valve, the faucet or the pump suddenly shut down or stopped. Water hammer effect will cause the repeated changes of over pressure and negative pressure inside the pipes, that will form the surges of hugely destructive power, then it will cause the vibration, noises and even the damage of the piping and equipment. Water Hammer Arrestor is installed at the inlet of faucet and solenoid control valve, and the outlet of the check valve, and both ends of pressure reducing valve, to avoid the happenings of water hammer effect.

應用範例 Application



工作原理 Operation Principle



防水錘閥是圓柱體外形，內部減震活塞有雙密封 O 形環將空間劃分為兩區域，其中封閉區域有空氣及彈簧，為壓縮減震緩衝區；開放區域則與管路液體壓力接觸。當水錘現象發生時，所引起的震動脈衝由封閉區的空氣及彈簧吸收補償。

Water Hammer Arrester is cylinder-shaped. The Pressure Reducing Piston inside is with double sealing. The O-Ring divided the space into two areas. There are air and spring in the close area, where is the buffer area for compression and vibration absorbing, and the other open area is connected with the piping liquid pressure. When the water hammer effect happens, it will cause the vibration surges, which will be absorbed and compensated by the air and spring in the close area.

結構材質 Material of Construction

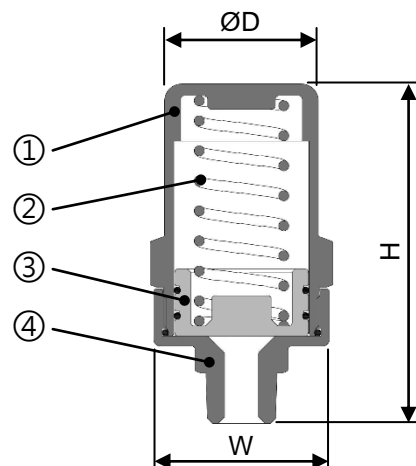
No.	零件 Parts	材質 Material
1	上本體 Upper body	不鏽鋼 Stainless Steel
2	彈簧 Spring	不鏽鋼 Stainless Steel
3	減震活塞 Damper piston	高韌性塑鋼 POM
4	下本體 Lower body	不鏽鋼 Stainless Steel

閥門規格 Specification

Size	D	H	W	容積 cc Capacity
15	44	101	54	65
20	44	103	54	65
25	44	105	54	65

※如需更高工作壓力，請與我司洽詢，可客製化生產

If you need higher working pressure, please contact our company, customized production is available.



適用流體 Applied liquid：水 Water

安裝連接 Installation Connector：PT 外牙 Male

最大工作壓力 Max. Working Pressure：3 bar

工作溫度範圍 Working Temperature Range：0~90 °C

注意 Note：

※寶閥公司保留不經事先通知及對其閥門型號、尺寸逕行更改之權利！如製作設計圖、安裝圖或施工圖等，請務必取得本公司簽署確認之 CAD 圖稿，否則如有發生錯誤情況，請恕本公司無法負責！King-Tech reserves the right to make any revisions on the valve model and size without prior notification. When making any design drawing, installation drawing or construction drawing, please do get our approved CAD with our signature, or we will not be responsible for any mistake.

寶閥精密工業股份有限公司

King-tech Valve Precision Industry Inc.



臺北市新生北路二段 127 巷 47 號 1F

www.kingtech-sb.com

E-mail: sb.wow@msa.hinet.net



經銷商 Distributor