

- Sensitive, accurate pressure control
- Quickly open valve, ensure pipe pressure
- Slow shut off design and impact prevention
- Completely automatic operation

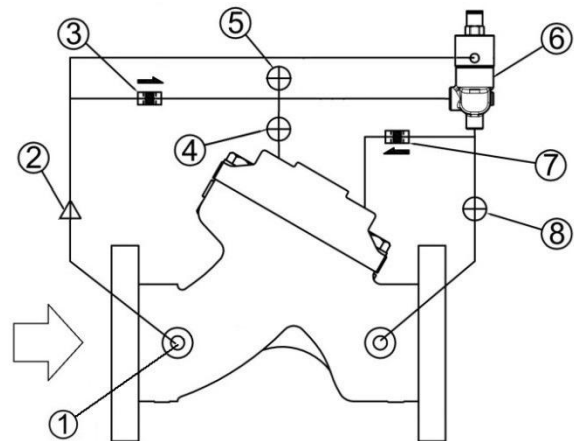
Model 41-03 pressure relief, sustaining, back pressure valve can maintain upstream pipe pressure. It is applied for pressure relief, sustaining, and back impact problems. During operation, through pilot to sense the valve inlet pressure and control the open/close of the valve. When the input pressure is over the preset value, valve will quickly open and maintain the pressure in the pipe. After pressure relief, the valve will close slowly to prevent impact happening.

If a check feature is added, and a pressure reversal occurs, the downstream pressure is admitted in the main valve cover chamber closing the valve to prevent return flow.

### Accessories

No.	Parts Name
1	Strainer
2	Close Speed Control
3	Check Valve(Optional)
4	Ball Valve
5	Ball Valve
6	Pilot of pressure relief, sustaining, back
7	Check Valve(Optional)
8	Ball Valve

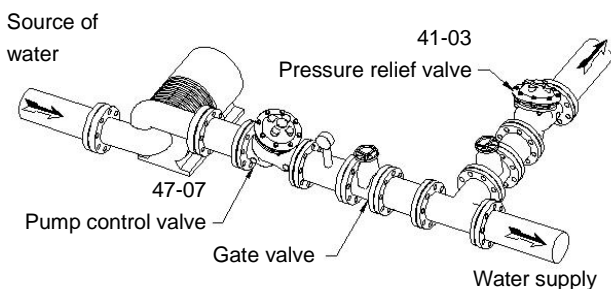
### Schematic Diagram



### Typical Application

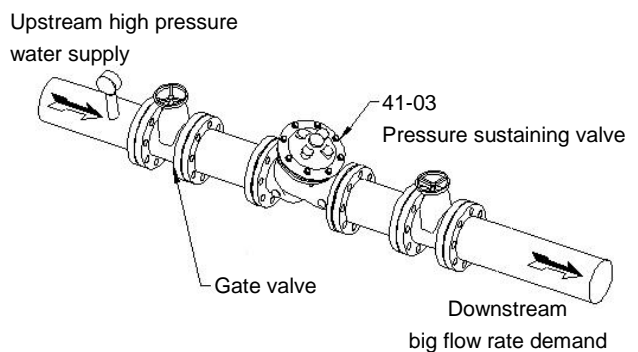
#### ● Pressure Relief Valve

To prevent high pressure impact happened at the time pump shut down, the quick open and slow close model 41-03 valve can release the unexpected high pressure to protect system piping and avoid water hammer problem.

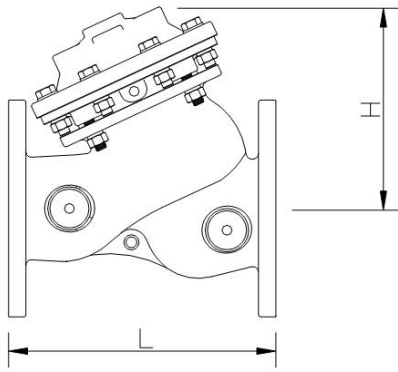


#### ● Sustaining Valve

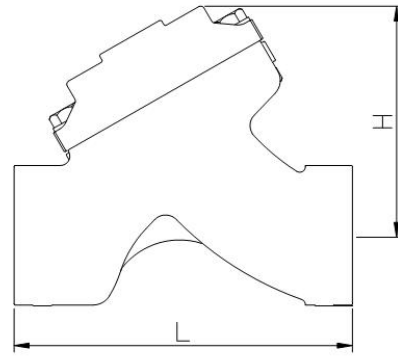
41-03 can be used as sustaining valve by installing it between upstream high pressure water supply and downstream big flow rate demand. It can maintain upstream supply pressure to avoid over flow rate problem which will lead upstream supply pressure loss.



## Dimension



DN50~DN400 Flange



DN50 Thread

Valve size	50 Tr	50	65	80	100	125	150	200	250	300	350	400
L(mm)	184	205	229	250	320	370	415	500	605	725	733	990
H(mm)	123	155	182	186	242	276	308	418	488	572	598	866
Weight(kg)	6	11	13	22	37	46	75	125	217	370	380	846

**Notice :**

- ※When installing the valve, strongly request to leave enough space for maintenance. It is necessary to install the filter at the front section of the valve to avoid foreign materials to block the valve and affect the operation of the valve.
- ※King-Tech reserves the right to make any revisions on the valve model and size without prior notification.
- ※When making any design drawing, installation drawing or construction drawing, please do get our approved CAD with our signature, or we will not be responsible for any mistake.

### Specification

Size : DN50~DN400 to flange  
 DN50 to Thread  
 Flange : 10K、16K、PN16、150LB  
 Temp. range : 0°C~100°C · water  
 ※Any size over DN450 can be made to order.

### Material

Body : Ductile Iron / Stainless steel  
 Accessory : Brass / Stainless steel  
 Fastener & Spring : Carbon steel / Stainless steel  
 Diaphragm : NBR / EPDM  
 Stem : Stainless Steel

### Pilot Specification

Pressure adjustment range : 1~4 bar、3~9 bar、7~16 bar  
 Temp. range : 0°C~100°C · water  
 Material : Brass / Stainless steel

### When Ordering, Please Specify

- |                      |                        |
|----------------------|------------------------|
| 1、Valve model number | 4、Connection type      |
| 2、Valve size         | 5、Other optional parts |
| 3、Pressure range     | 6、Working pressure     |

## King-tech Valve Precision Industry Inc.



www.kingtech-sb.com  
 E-mail: sb.wow@msa.hinet.net

1F, No. 47, Lane 127, sect 2, North Xinsheng Road Taipei



## Distributor