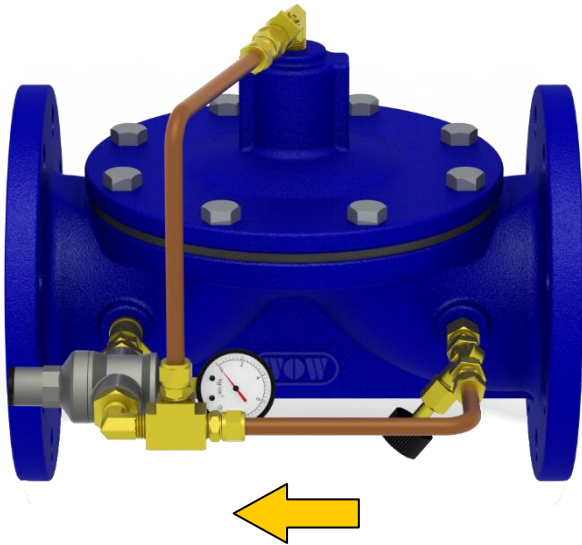




Pressure Reducing Valve

Model: 47-02



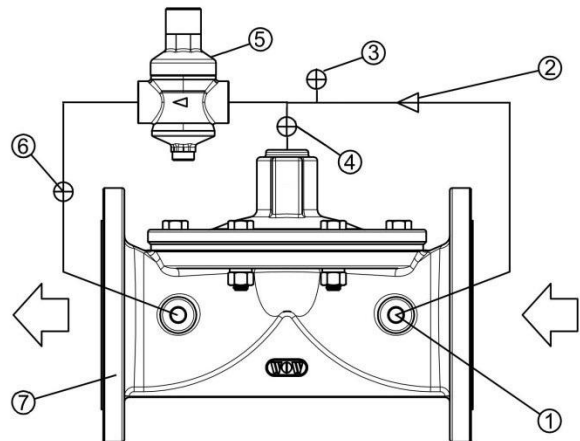
- Sensitive, accurate pressure control
- Easy adjustment & maintenance
- Reliable and excellent sealing

Model 47-02 pressure reducing valve can automatically reduce the inlet high pressure to the stable outlet low pressure in spite of the velocity of flow or the pressure variation. It is hydraulic pressure controlled by using a pilot controlled pressure adjustor to maintain the outlet pressure in a preset range. When the outlet pressure is over the preset range of the pressure reducing valve, the main valve and pilot will close to form a tight sealing.

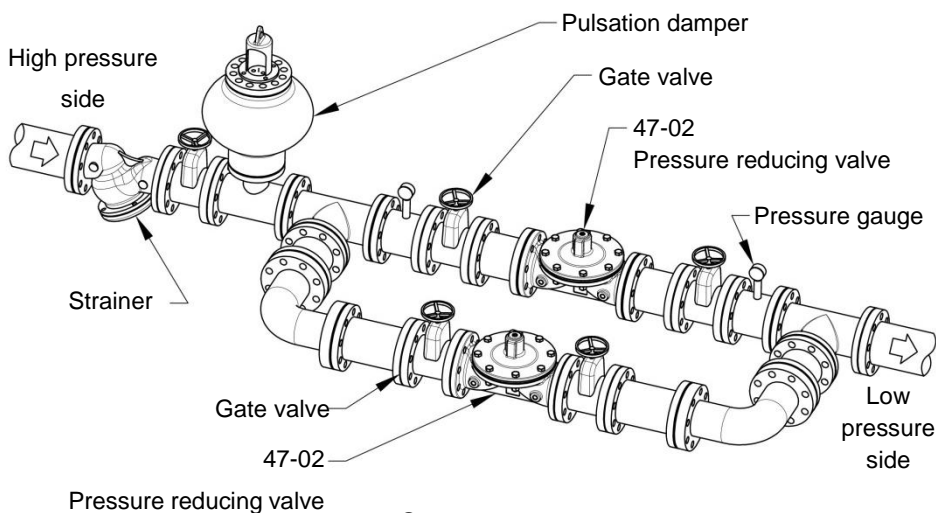
Accessories

No.	Parts Name
1	Strainer
2	Needle valve / Ball valve
3	Ball valve
4	Ball valve
5	Pilot of pressure reducing
6	Ball valve
7	Basic valve body

Schematic Diagram



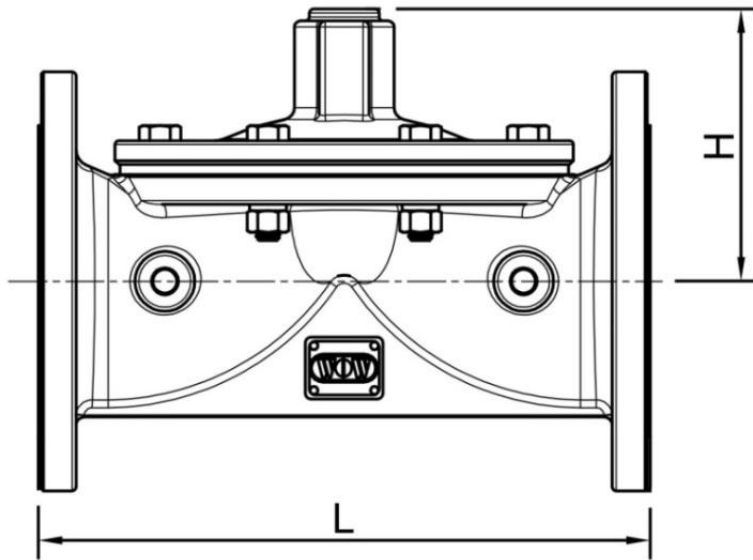
Typical Application



● Big flow rate range needed
Suggest using two parallel 47-02 pressure reducing valves. During big flow rate, two valves can operate together; during lower flow rate, the big size PRV will automatically shut down and the small size PRV continually provide needed flow rate. When presetting the valve adjustment range, preset the pressure value of small size 0.3 bar higher than that of big size of PRV.

● Big pressure reducing range
Suggest using several parallel 47-02 pressure reducing valves to reduce the pressure step by step to reach the requirement, so that it can avoid noise, vibration and air etching problems.

Dimension



Valve size	50	65	80	100	125	150	200	250	300
L(mm)	200	220	285	307	370	390	500	605	650
H(mm)	87	109	115	137	142	164	183	244	258
Weight(kg)	7	9	16	18	37	48	83	120	140

Notice :

- ※When installing the valve, strongly request to leave enough space for maintenance. It is necessary to install the filter at the front section of the valve to avoid foreign materials to block the valve and affect the operation of the valve.
- ※King-Tech reserves the right to make any revisions on the valve model and size without prior notification.
- ※When making any design drawing, installation drawing or construction drawing, please do get our approved CAD with our signature, or we will not be responsible for any mistake.

Specification

Size : DN50~DN300 to flange
 Flange : 10K 、 16K 、 PN16 、 150LB
 Temp. range : 0°C~100°C · water
 ※Any size over DN350 can be made to order.

Material

Body : Iron casting / Stainless steel
 Accessory : Brass / Stainless steel
 Fastener : Carbon steel / Stainless steel
 Diaphragm : NBR / EPDM

Pilot Specification

Pressure adjustment range : 1~4 bar 、 3~9 bar 、 7~16 bar
 Temp. range : 0°C~100°C · water
 Material : Brass / Stainless steel

When Ordering, Please Specify

- 1 、 Valve model number
- 2 、 Valve size
- 3 、 Pressure range
- 4 、 Connection type
- 5 、 Other optional parts
- 6 、 Working pressure

King-tech Valve Precision Industry Inc.



www.kingtech-sb.com
 E-mail: sb.wow@msa.hinet.net

1F, No. 47, Lane 127, sect 2, North Xinsheng Road Taipei



Distributor