

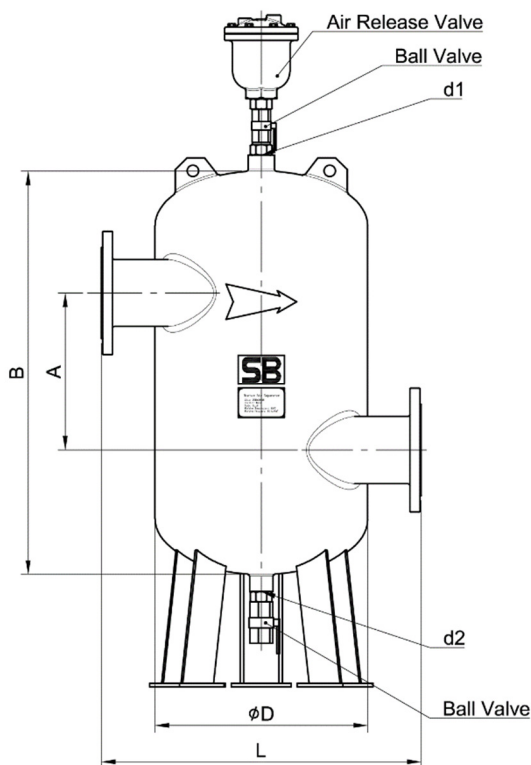


特點 Feature

利用離心力方式分離出管路液體中的氣體，減少空氣造成的噪音、震動，維持控制閥穩定性、提高設備效率。頂部附自動釋氣閥，自動排放所收集之氣體。底部安裝排放閥，排放收集於系統內之雜質。

Separate the air from the liquid in the pipeline by the way of centrifugal force. On the top, an Automatically Air Relief Valve is attached to automatically discharge all air collected. At the bottom, a Relief Valve is installed to discharge the foreign substances collected from the inside of the system.

外形尺寸 Dimension



Size	A	B	D	L	d1	d2
2"	200	490	275	415	15	25
2.5"	200	490	310	495	15	25
3"	200	490	310	495	15	25
4"	270	690	365	545	15	25
5"	270	690	365	545	15	25
6"	365	1000	510	700	15	25
8"	365	1000	510	700	20	25
10"	475	1400	770	1025	20	25
12"	475	1400	770	1025	20	25
14"	790	2000	920	1160	20	25
16"	900	2400	1070	1300	20	25
18"	1025	2600	1220	1540	20	25
20"	1125	2875	1350	1650	20	25
24"	1190	3250	1650	1950	20	25

注意 Note :

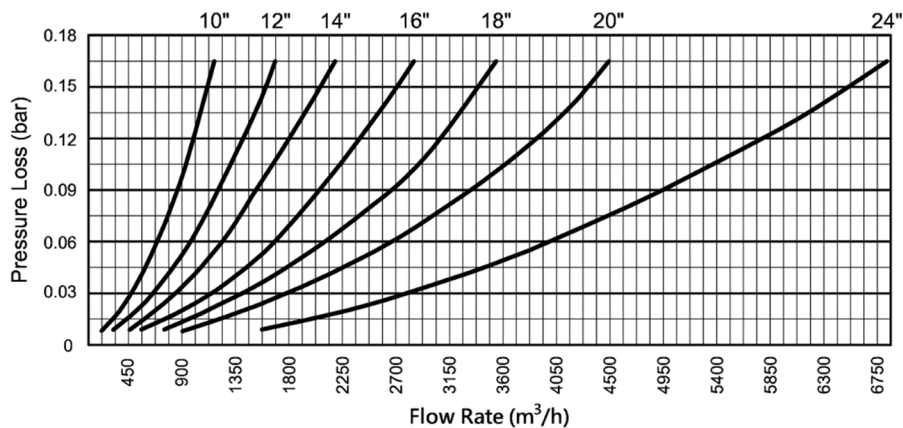
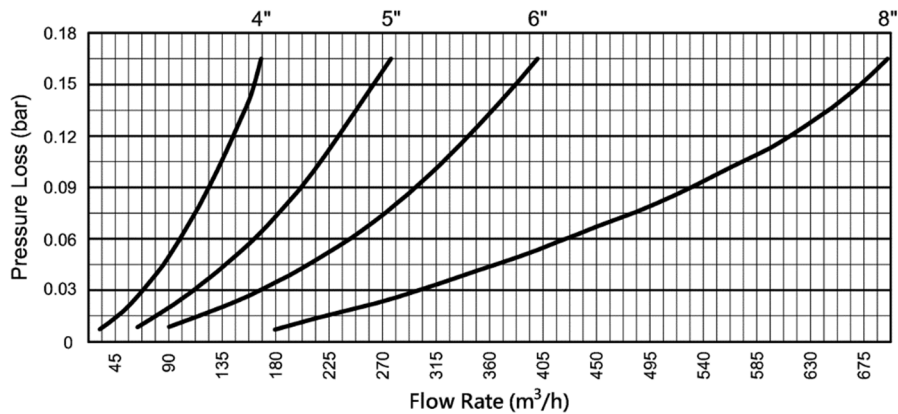
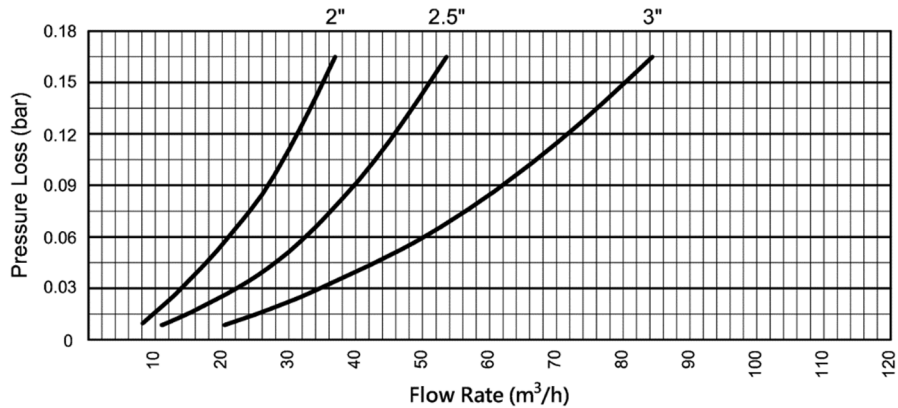
※賣閥公司保留不經事先通知及對其閥門型號、尺寸逕行更改之權利！如製作設計圖、安裝圖或施工圖等，請務必取得本公司簽署確認之 CAD 圖稿，否則如有發生錯誤情況，請恕本公司無法負責！King-Tech reserves the right to make any revisions on the valve model and size without prior notification. When making any design drawing, installation drawing or construction drawing, please do get our approved CAD with our signature, or we will not be responsible for any mistake.

閥門規格 Specification

類型 Class	10K / 150LB / PN10	16K / PN16
工作壓力 Working Pressure	10 bar	16 bar
工作溫度 Working Temperature	-10~100 °C	-10~100 °C

閥體材質 Body Material : 碳鋼 Steel / 不鏽鋼 Stainless steel

壓力損失曲線 Pressure Loss Curve



寶閥精密工業股份有限公司

King-tech Valve Precision Industry Inc.



臺北市新生北路二段 127 巷 47 號 1F

www.kingtech-sb.com

E-mail: sb.wow@msa.hinet.net



經銷商 Distributor